FILIX

Arpool XS

TECHNOLOGY

Flow Sense

A built-in protector against power-related issues, ensuring lasting performance and safety.

Split & Seal

Uses protective polymers to shield Filix products from water and moisture, boosting durability and resilience.

Arpool XS

Specification Sheet

IP68
ISO 9227:2017
UL STD 676 swimming pool rated (pending)

LUMINAIRE FEATURES

Design and Application

- Small-scale pools and water features
- Low output recessed spotlight

Mechanical details

- IK10 crystal-clear tempered glass, 10mm (0.39") thick
- IP68, rated for permanent submersion
- Maximum installation depth up to 5m (16')
- AISI316L stainless steel body
- Suitable for chlorine and marine environments
- Supplied with 3m(10') oil and water resistant feed cable as standard
- Recessed press-fit installation
- Equipotential bonding point available with stainless steel housing

Electrical details

- LED Lifetime TM-21 @ 105°C L80(24K) = 145,000 hours
- Operating temperature: -20°C (-28°F) to +50°C (122°F)
- LED CRI: >85
- 3 step MacAdam
- Remote power supply
- Low voltage operation

Sustainabilty

- Recyclable material

Controls

- DMX, with compatible LED power supply
- DALI, with compatible LED power supply
- 0-10V, with compatible LED power supply
- Mains, with compatible LED power supply

Integrated systems

- Split & Seal
- Flow Sense

Links & Downloads

- List of available drivers
- Voltage drop calculator
- Fixture installation manual
- Housing installation manual
- CAD files
- IES-LTD data

Note

Underwater luminaire – must be constantly submersed.

www.filixlighting.com
info@filixlighting.com
Filix reserves the right to make technical changes without notice.

Arpool XS

ORDERING INFORMATION

MODEL	
AXS	
APPLICATION	
TM	• TM - Ø45mm x H-95mm (Ø1,77" x H-3,7")
POWER	
L	• L - 3W, 2700/3000/4000K, 250 lm
	• L - 3W, RGBW (W 4000K)
	• L - 3W, TW (2200K-4000K)
COLOR TEMP.	
27	• 27 - 2700K
30	• 30 - 3000K
40	• 40 - 4000K
T6	• T6 - Tuneable white 2200K-4000K
M5	• M5 - RGBW (W 4000K)
OPTICS	
SP	• SP - Spot (15°)
MF	• MF - Flood (40°)
WD	• WD - Wide (70°)
INPUT TYPE	
CC	• CC - max. 350mA constant current input
OPTIONS	
03	• 03* - Standard feed cable 3m (10')
06	• 06 - Luminaire supplied with 6m (20') feed cable
09	• 09 - Luminaire supplied with 9m (30') feed cable
15	• 15 - Luminaire supplied with 15m (50') feed cable
20	• 20 - Luminaire supplied with 20m (65') feed cable
INTERNAL LIGHT CONTROL	
2	• 2 - Hex Louvre
4	• 4 - Half Moon
5	• 5 - Honeymoon

Arpool XS

MANDATORY ACCESSORIES

Housings

HOUSING	
AXS	• AXS - AISI316 installation housing
TAXS	• TAXS - Technopolymer installation housing

Power supplies

DRIVERS	
LINK	• List of available drivers

OPTIONAL ACCESSORIES

205117	• 205117 - Socket wrench for cable gland

Arpool XS

INSTALLATION DETAILS

Fixture

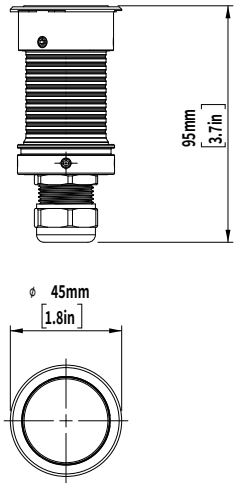

Housings

Technopolymer installation housing

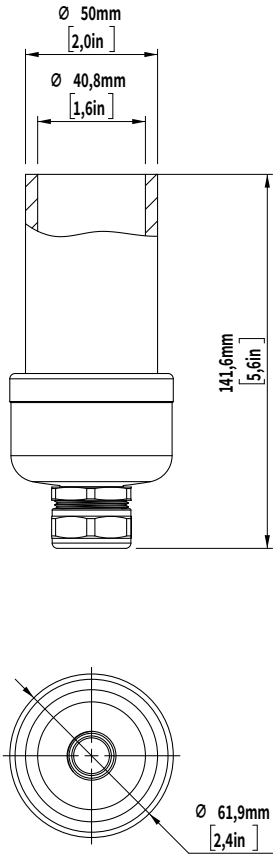

Stainless steel installation housing

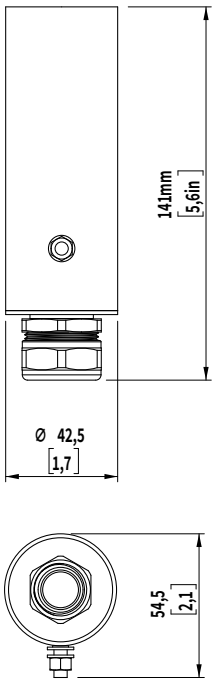

Note:
For details on specific depths, tiling thickness and other please refer to both Installation instructions for fixture and housing.

Arpool XS

MANDATORY ACCESSORIES

AISI316 installation housing

Stainless steel niche used to seamlessly integrate luminaire utilizing precision press fit with no exposed hardware. The housing, chemically etched and passivated, is suitable for marine and pool environments. Standard feature include a 1.5m oil and water-resistant cable conduit, streamlining the installation process. Due to its size, the housing's back end intentionally lacks a sealed cable gland. Contractors are advised to review installation instructions for proper guidance.

Technopolymer installation housing

The niche enables a smooth installation of the luminaire, featuring a precise press fit with no visible hardware. Constructed from durable technopolymer, it features a single cable entry and is suitable for both marine and pool environments. Standard features include a 1.5m oil- and water-resistant cable conduit, streamlining the installation process. The housing is IP68 rated with a sealing cable gland and is designed to accommodate 1.5m of cable to facilitate easier repairs.

Power supply

A LED power supply, is an electrical device designed to control the power supplied to an LED or an array of LEDs. It plays a critical role in LED lighting systems as LEDs demand a specific type and level of electrical current or voltage for optimal operation. It's important to note whether a constant current or constant voltage LED power supply is required. The power supply should be installed in a dry and easily accessible area.



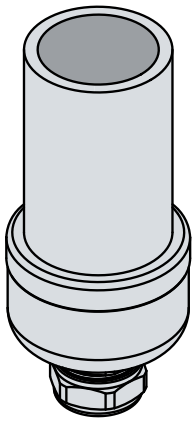

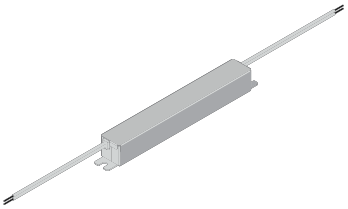

Arpool XS

LIGHT CONTROL

Internal light control:

Hex louvre

Provides low glare control with 45% less lumen output than product without louvres. Best for use when there is no need for segment beam cut off such as in half moon.

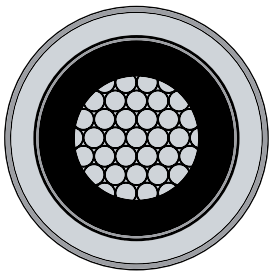

Half moon

Provides glare control by reducing lumen output and implementing a light beam cut-off, resulting in a 50% reduction in stray light and minimized light dispersion in undesirable directions.



Honeymoon

Combines the benefits of Hex Louvre and Halfmoon, offering both reduced glare and controlled light dispersion for comprehensive glare management.

Arpool XS

OPTICS

Spot
Angle: 15°
Delivered lumen: 250lm

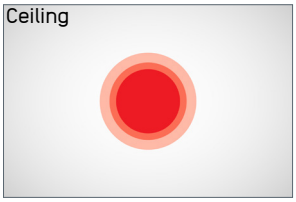



Flood
Angle: 40°
Delivered lumen: 150lm





Wide
Angle: 70°
Delivered lumen: 100lm





Spot + Hex
Angle: 15°
Delivered lumen: 150lm





Flood + Hex
Angle: 40°
Delivered lumen: 90lm





Wide + Hex
Angle: 70°
Delivered lumen: 60lm

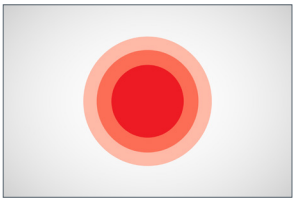



Notes

- Light output values based on 3W and 4000K product

www.filixlighting.com
info@filixlighting.com
Filix reserves the right to make technical changes without notice.

Control

SYSTEM TOPOLOGY - CONSTANT CURRENT

System components

- The luminaire is supplied with a factory-installed feed cable in standard lengths for connection to the PSU circuit, and mounting hardware as specified in the installation instructions.
- A compatible constant current LED driver, series connection cabling between the driver and luminaires, junction boxes, connection infrastructure, and the control system (DALI, DMX, 0–10V or switching) must be provided by the installer or customer.
- Recomended components:
  - Surge protection on the AC side of the driver
  - Connectors and junction boxes suitable for the installation environment
  - Drivers with compatible dimming interfaces required by the project

System topology

- Constant current systems use a series connection topology where luminaires are connected sequentially within a single driver circuit.

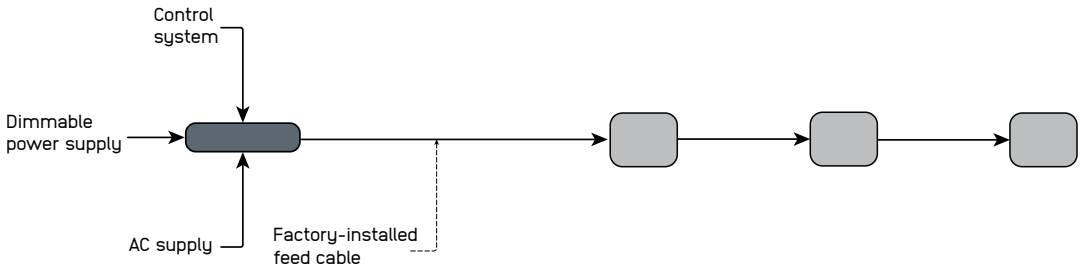

Addresing & dimming notes

- Individual device or channel addressing can be achieved by connecting each product to a separate output channel of the DALI or DMX compatible driver.
- The PSU adjusts output current according to the control signal.
- Dimming options depend on the PSU and the selected control system.

Segment length and limitations

- The minimum controllable segment is one product
- Maximum number of luminaires depends on the driver output current and total forward voltage of the connected luminaires
- The total forward voltage must remain within the driver operating range

Fault tolerance

- Failure of the control system or communication bus does not interrupt luminaire operation if the driver continues to supply current.
- Failure of one luminaire may interrupt operation of the entire circuit due to the series connection topology.
- System reliability depends on correct driver selection and proper electrical installation.