

TECHNOLOGY



Quick fit

Provides instant and secure wiring and connections housed in an IP66-rated enclosure for robust protection against dust and water.



Smart fit

Enhance Tria Pole by incorporating advanced features, making it suitable for modern, connected environments.

Tria S Bollard

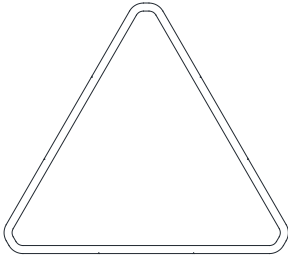


Qualicoat Seaside Class Powder Coat

Enhanced powder coating for aluminum, specifically formulated for superior durability and optimal performance in marine environments, lasting for over 10 years.

Tria S Bollard

Specification Sheet



IP67/IP66

POLE FEATURES

Design and Application

- Pathways
- Landscapes
- Urban park
- Coastal environments

Mechanical details

- IK10
- IP67 rating when unconnected
- IP66 rating at Quick Connect interface
- Extruded aluminum body
- Triple surface protected with anodised base layer, primer coat and Qualicoat Sea-side Class powder coat top layer – rated C5 marine, 10+ years performance
- Supplied with oil and water resistant cable

Electrical details

- 24VDC Input

Controls

- DALI

Integrated modability systems:

- Quick Fit
- Smart Fit

Sustainability

- Recyclable material
- Repairable

Links & Downloads

- [List of available drivers](#)
- [Installation manual](#)
- CAD files

Tria S Bollard

ORDERING INFORMATION

MODEL	
TRSB	
HEIGHT	
05	• 05 - 500mm
10	• 10 - 1000mm
FINISH COLOR	
W	• W - RAL9003 Structure (Signal White)
S	• S - RAL7044 Structure (Silky Grey)
A	• A - RAL7016 Structure (Antracite Grey)
B	• B - RAL9005 Structure (Jet Black)
D	• D - RAL1015 Structure (Desert Sand)
G	• G - RAL6002 Structure (Leaf Green)
C	• C - Custom Structure Color
ANCHOR TYPE	
C0	• C0 - Concrete Anchor
U0	• U0 - Utility Vault
U1	• U1 - Utility Vault with PS 75W
U2	• U2 - Utility Vault with PS 150W
SM	• SM - Surface Mount Anchor
DB	• DB - Direct Burial
CONTROL	
D	• D - Dali Operation
CABLE LENGTH	
OPTIONS	
01	• 01 - Standard feed cable 1m (3,2')
03	• 03 - Standard feed cable 3m (10')
06	• 06 - Luminaire supplied with 6m (20') feed cable
09	• 09 - Luminaire supplied with 9m (30') feed cable
15	• 15 - Luminaire supplied with 15m (50') feed cable
20	• 20 - Luminaire supplied with 20m (65') feed cable

Tria S Bollard

MANDATORY ACCESSORIES

Power supplies

PSU

[LINK](#)

- List of available power supplies
- Required when C0 or U0 selected - included in U1/U2

Installation options

INSTALLATION

COATRS

UVOATRS

SMATRS

- COATRS - Concrete Anchor
- UVOATRS - Utility Vault
- SMATRS - Surface Mount Anchor

OPTIONAL ACCESSORIES

Various

VARIOUS

A0

- A0 - Electrical Safety

C0

- C0 - Wireless / Automated control

D0

- D0 - Smart Sensors

ST

- ST - Static signage

TRSPC

- TRSPC - Tria S pole cover

EB

- EB - Expression backlight

CC

- CC - Y connector for power/data to pole feed cable

RT

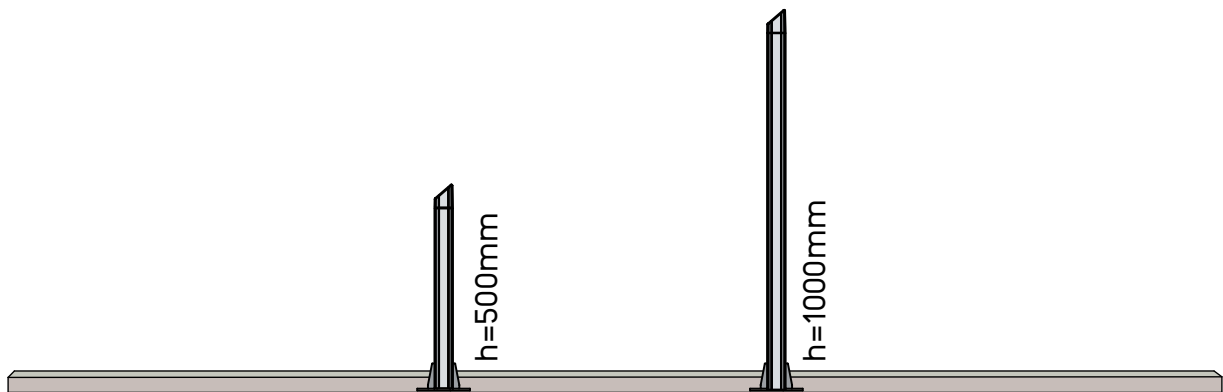
- RT - Cover removal tool

Consult your regional sales representative for further details

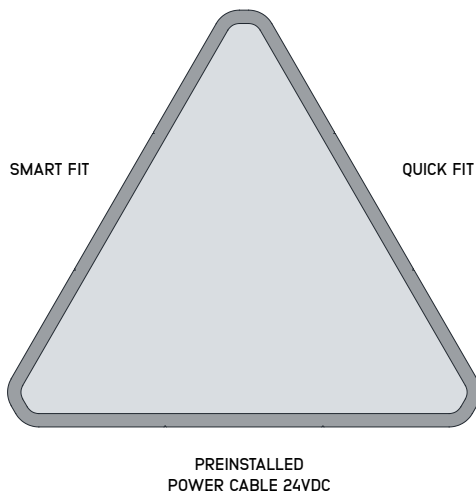
Tria S Bollard

INSTALLATION DETAILS

Pole height



Profile details

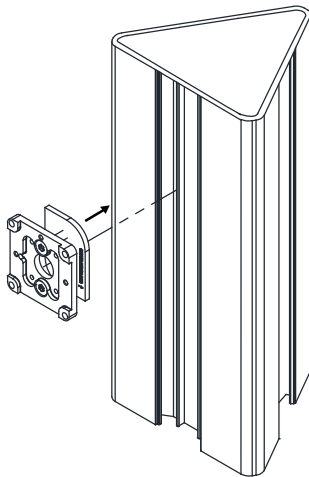


IP-rated tracklight functionality is provided, ensuring reliable performance in demanding environments. Fixtures can be repositioned along the vertical profiles as needed, offering flexibility during and after installation. The profile is protected against tampering, and full system modularity is preserved even when the site installation is still in progress.

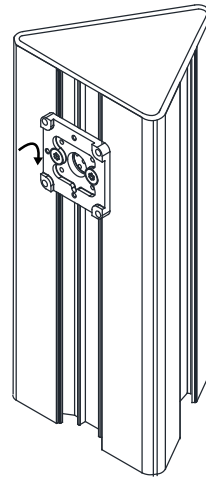
Tria S Bollard

QUICK FIT INSTALLATION

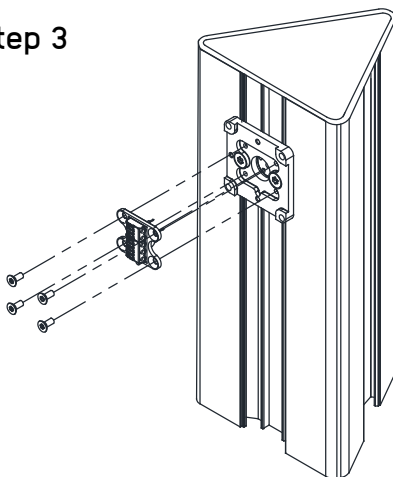
Step 1



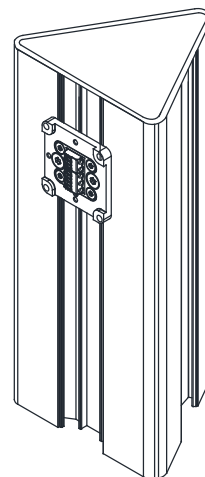
Step 2



Step 3



Step 4



Quick Fit Installation

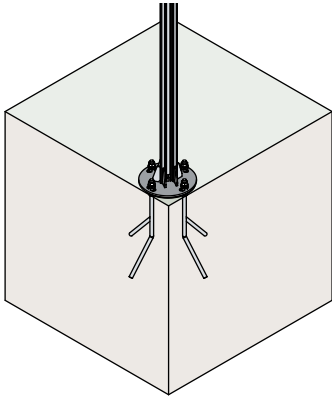
Designed for efficiency and flexibility, the system includes an IP66-rated instant wiring and connection method and is compatible with control protocols. Its streamlined installation process ensures quick deployment, while secure connections enhance reliability. The modular design makes it easy to expand with additional fixtures or adjust fixture positions as needed.

Tria S Bollard

INSTALLATION DETAILS

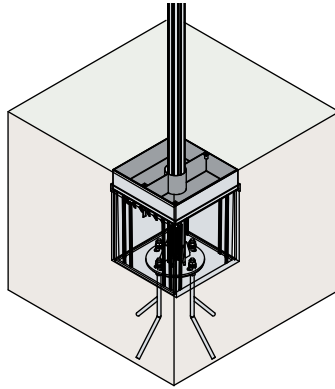
Concrete Anchor

Standard pole system installation on a concrete foundation, providing reliable and long-lasting stability, even in demanding conditions. With this anchoring method, the power supply needs to be placed remotely



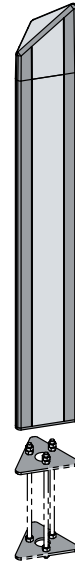
Utility Vault

The Utility Vault serves as a pre-installed access point for pole-mounted installations, functioning like an underground junction box. It enables simplified wiring by allowing the main power cable—running from the distribution cabinet—to terminate at the vault. From there, separate cables branch out to nearby luminaires. Depending on the luminaire type, each cable may serve one or multiple fixtures. LED transformers are housed directly within the Tria pole structure, streamlining installation and maintenance



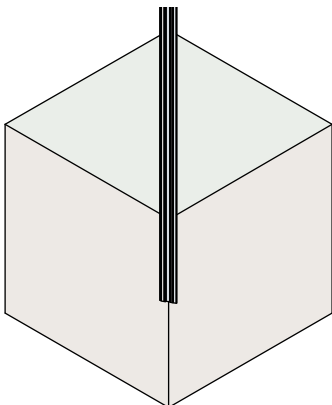
Surface Mount Anchor

Surface-mounted anchors provide a secure above-ground installation method for light bollards, allowing them to be fixed to existing concrete or solid surfaces without the need for in-ground foundations. Ideal for retrofits or locations with limited excavation options.



Direct Burial

Direct burial provides a permanent ground-embedded installation for bollards, setting the base directly into compacted backfill or poured concrete without a separate anchor plate. Ideal for landscaped areas and soft-ground environments where above-ground hardware should be minimised.

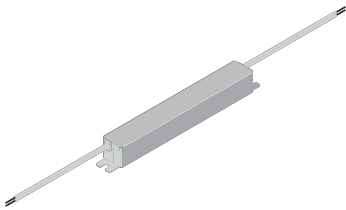


Tria S Bollard

MANDATORY ACCESSORIES

Power Supply

A LED power supply, is an electrical device designed to control the power supplied to an LED or an array of LEDs. It plays a critical role in LED lighting systems as LEDs demand a specific type and level of electrical current or voltage for optimal operation. It's important to note whether a constant current or constant voltage LED power supply is required. The power supply should be installed in a dry and easily accessible area.




Tria S Bollard

OPTIONAL ACCESSORIES

Pole Cover

This replacement cover for an already installed pole system is designed to maintain both safety and functionality. It acts as a durable physical barrier between the pole's internal cabling system and the end user, ensuring reliable protection during operation and maintenance. In addition to its safety role, the cover can also accommodate communication-related components, making it suitable for integrated or smart pole applications.



Electrical Safety

Electrical safety functionality can be integrated to ensure reliable operation and protection under variable electrical conditions. Internal components can be safeguarded against electrical faults, voltage fluctuations, and transient events, while stable power conversion and distribution can be maintained. The availability and implementation of these features are subject to project requirements and should be confirmed in consultation with a sales representative.



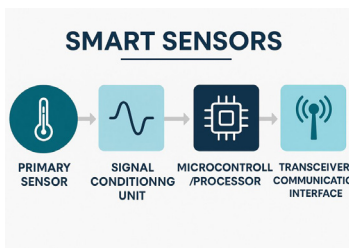
Wireless / Automated Control

Advanced control capabilities may be incorporated to support remote management, adaptive system responses, and intelligent operational behavior. Automatic regulation can be applied based on environmental conditions, detected activity, or predefined schedules, while output levels may be dynamically adjusted to optimize energy efficiency and system performance. The scope and configuration of these features are defined by project requirements and should be confirmed in consultation with a sales representative.



Smart Sensors

Integrated sensing capabilities can be incorporated to enable real-time monitoring of environmental conditions, user presence, system orientation, and surrounding activity. Collected data may be used to support adaptive system behavior, safety-related functions, usage analytics, and responsive control strategies. Protective measures and secure integration can be applied to ensure reliable operation in public environments. Sensor availability, configuration, and functional scope are defined by project requirements and should be confirmed in consultation with a sales representative.



Tria S Bollard

LIGHTING SOLUTIONS

TRION

Compact projector solutions designed for architectural and landscape accent lighting, providing precise and discreet illumination of selected elements. In Tria S configuration, supports Trion 35 and Trion 60 variants, delivering low to mid-range outputs of approximately 3-10W and 300-1000 lm, suitable for subtle and controlled lighting applications.

TRIFIX

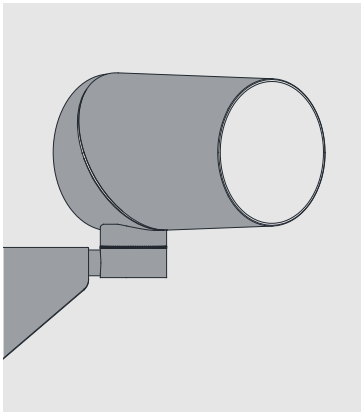
Compact pole or wall-mounted lighting solution with integrated louvre and predefined installation angle, designed to ensure Dark Sky compliance and provide subtle, controlled path and area illumination. In Tria S configuration, supports Trifix S variants, delivering approximately 6W and 600 lm, ideal for discreet lighting applications where visual comfort and minimal light spill are required.

TRIST

Pole-mounted streetlight with versatile optics, designed for effective and efficient illumination of functional areas in residential, urban and architectural environments. pole-mounted streetlight solution with versatile optics, designed for efficient illumination of functional areas in residential and pedestrian environments. In Tria S configuration, supports Trist S variants, delivering approximately 10W and 1000 lm, suitable for low-level street and pathway lighting where compact integration and visual consistency are required.

TRACE

Integrated linear lighting solution designed to enhance and accentuate architectural surroundings through a continuous and seamless light effect. In Tria S configuration, provides low-output illumination of approximately 5W/m, creating a subtle ambient glow for visual guidance, spatial definition and discreet branding applications.



Tria S Bollard

COMMUNICATION & BRANDING

Backlit Branding & Patterns

Integrated solution for backlit branding elements, enabling illumination of logos, patterns or custom textures directly within the pole structure. Using Trace Pattern, it provides a continuous glow effect with low-power consumption of approximately 5W/m, ensuring enhanced visibility both day and night while maintaining a clean and consistent architectural appearance.




Artistic & Cultural Displays

System designed to incorporate artistic and cultural elements alongside branding, enabling the integration of artwork, patterns or custom visuals to enhance local identity and contribute to the overall aesthetics of the space.



Static Scene Projection

Incorporate artwork alongside branding to enhance local identity and aesthetics.



Tria S Bollard

CONNECTIVITY

Wi-Fi Integration

Enables seamless public internet access, enhancing digital connectivity in urban areas.



Surveillance & Security

Supports cameras and motion sensors for real-time monitoring and improved safety.



Environmental Sensors

Measures air quality, temperature, and other environmental factors, providing valuable urban data.



Motion sensor

The pole-mounted motion sensor detects movement, triggering outdoor lighting for enhanced security and energy efficiency. It ensures real-time responsiveness and optimal illumination.

